

TREES AND POWER LINES DON'T MIX

Trees and branches can grow, snap off or blow into power lines, creating extremely dangerous conditions or causing a power outage.

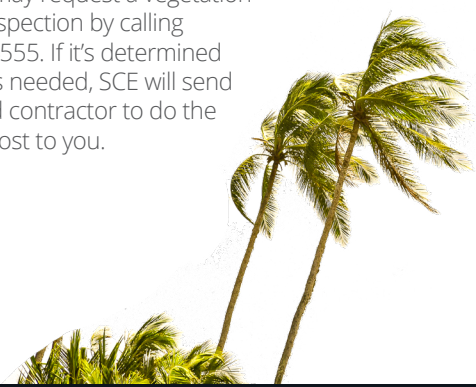
While trees and vegetation provide many benefits, they can also present major obstacles in meeting Southern California Edison's responsibility to deliver electricity to customers as safely as possible.

If you're planting a new tree, consider where you place it and what it will look like in 10 or 20 years. Always look to see if wires are overhead or nearby. Choose plants that reduce the risks of fires, power outages and other public safety hazards that can occur if trees or other vegetation grow into or too close to electrical power lines.

Plant the right tree in the right location. A free brochure, "Right Tree, Right Place," offers SCE customers safety tips and a sampling of utility-friendly tree species recommended for planting. This industry-accepted approach for making tree and landscaping selections is intended to ensure the vegetation planted is appropriate for a specific purpose or location.

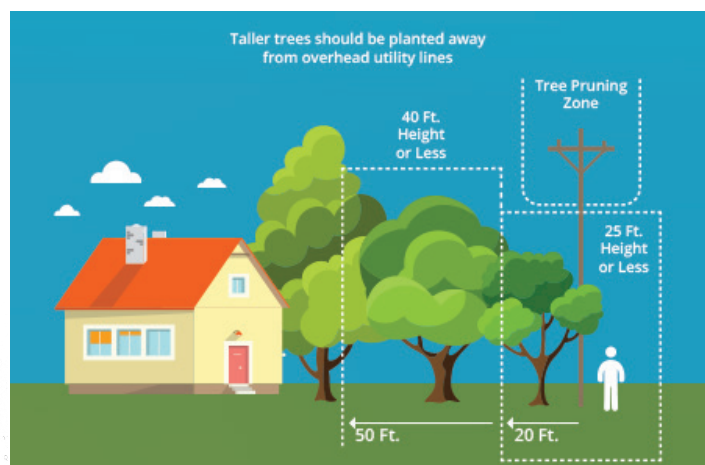
Palm trees are a major source of power interruptions and should never be planted or located near overhead power lines. Unlike other tree species, which can be trimmed and pruned to grow away from utility lines, palm trees grow straight up, increasing their risks of growing into overhead power lines. Moreover, even for palm trees that are not right near power lines, dried fronds from those trees can detach and be carried by the wind for great distances.

Customers may request a vegetation clearance inspection by calling 1-800-655-4555. If it's determined that action is needed, SCE will send an approved contractor to do the work at no cost to you.




SAFETY TIPS

- Be aware of overhead power lines before selecting trees and other vegetation to plant in your yard.
- Choose a different tree or a new location to plant a tree if wires are overhead or nearby.
- To determine a safe clearance level, check a tree's maximum height and width at maturity
- Taller trees should be planted far away from overhead power lines.
- Choose locations that offer plenty of space for trees that will grow taller than 25 feet. They should be at least 20 feet away from power poles or overhead lines when the tree is fully grown.
- Palm trees should never be planted within 50 feet of power lines.
- Only SCE-approved contractors should work within 10 feet of SCE overhead facilities.
- Call 811 before you dig.



For more information

Call us at: **1-800-655-4555** or
contact us at: **safetrees@sce.com**



2019


RIGHT TREE, RIGHT PLACE

This fact sheet is an update from Southern California Edison (SCE) regarding tree selection.

SCE'S UTILITY-FRIENDLY TREE SPECIES

Recommendations for Coastal, Valley, Mountain & Desert regions:

The trees included below are utility-friendly tree species that may be planted near high-voltage power lines. (Not all trees can be guaranteed from encroaching into the utility clearance zone, some trees may need slight pruning or clearing as they mature.)



Redbud (Cercis species)
Region: Coastal, Valley, Mountain



Cape Myrtle (Lagerstroemia indica)
Region: Coastal, Valley, Mountain & Desert



Pygmy Date Palm (Phoenix roebelenii)
Region: Coastal, Valley



Semi-dwarf Citrus (Citrus species)
Region: Coastal, Valley, & Desert



Bronze Loquat (Eriobotrya deflexa)
Region: Coastal, Valley



Majestic Beauty Indian Hawthorn (Raphiolepis)
Region: Valley



Japanese Maple (Acer palmatum)
Region: Valley, Mountain



Strawberry Tree (Arbutus unedo)
Region: Valley, Mountain, & Desert



Toyon (Heteromeles arbutifolia)
Region: Valley, Mountain



California Juniper (Juniperus californica)
Region: Valley, Mountain



Scrub Oak (Quercus dumosa)
Region: Mountain & Desert



Pink Trumpet (Handroanthus heptaphyllus)
Region: Coastal, Valley



Evergreen Pear (Pyrus kawakamii)
Region: Valley, Mountain, & Desert



Desert Willow (Chilopsis linearis)
Region: Valley, Desert



Shoestring Acacia (Acacia Stenophylla)
Region: Valley, Desert

Site Photos:

selecttree.calpoly.edu

